

LHB04-Series



KEY ADVANTAGES

- Professional light distribution makes maximum use of lumens
- Thanks to die-cast technology, achieve the aesthetic appearance
- Intelligent sensing provides a guarantee for high efficiency and energy saving
- Rectangular light type specially designed for warehouse aisles
- Multiple mounting options for replacement and new installations
- High visual comfort
- No hazardous materials
- Fast ROI thanks to long life span and reduced maintenance

TYPES OF APPLICATION

- INDUSTRIAL HALL & WAREHOUSE
- EXHIBITION CENTERS
- CAR PARKS
- SPORT FACILITIES
- LARGE AREAS
- SHOPPING MALLS



GENERAL INFORMATION

Driver included	Yes
CE mark	Yes
RoHS compliant	Yes
Safety features	Open circuit protection Short circuit protection Overvoltage protection
Testing standard	LM-79-19(all measurements in ISO17025 accredited laboratory)

HOUSING AND FINISH

Housing	Aluminium
Optic	Polycarbonate
Protector	Polycarbonate (with integrated lenses)
Housing finish	Electrostatic polyester powder coating
Standard colour(s)	RAL 9017 black
Tightness level	IP 65
Impact resistance	IK 09

OPERATING CONDITIONS

Operating temperature range (Ta)	-30°C to + 45°C
Operating Humidity	10-90%RH
Mounting Option	Pendant mounting/ ceiling mounting
Warranty	5 years

Performance

Power	100W/120W/200W/240W/ 300W/400W/480W
Efficacy	170lm/W,150lm/W
Power Efficiency	≥90%
Start Time	≤0.2S
Warm-up time to 60%	0.5S

ELECTRICAL INFORMATION

Electrical class	Class I EU
Nominal voltage	200-277V 50/60Hz
Power factor (at full load)	0.9
Surge protection options (kV)	6KV-Line-Line 6KV-Line-Earth
Electromagnetic compatibility (EMC)	EN 55015:2019/A11:2020, EN 61000 3-2:2019, EN 61000-3-3:2013, EN 61547:2009, EN 62493:2015
Control protocol(s)	1-10V
Total Harmonic Distortion(THD)	IEC 61000-3-2 Class C <20%
Driver Type	Constant current(CC)
withstand voltage	1.5KV 60S 10mA

※Lamp switch must control L line or control L and N lines.

OPTICAL INFORMATION

LED Type	SMD3030
Beam Angle	30x70° / 60x90° / 40x110°
Recommended installation height	4m to 12m
Color Tolerance	Ra70 ≤7 Ra80 ≤5
LED colour temperature	3000K / 4000K / 5000K / 5700K / 6500K
Colour rendering index (CRI)	CRI>70 standard CRI>80 optional
Upward Light Output Ratio (ULOR)	0%

※Ra measurement tolerance is ±2.

LIFETIME OF THE LEDS @ TA 25°C

All configurations	
L70B10	>100,000h
L80B10	>50,000h
L90B10	>30,000h
Switching Cycles	>100,000 times

PRO VERSION

POWER	LUMENS	EFFICACY
100W	17,000LM	170LM/W(Ra70)
	16,000LM	160LM/W(Ra80)
120W	19,800LM	165LM/W(Ra70)
	18,600LM	155LM/W(Ra80)
200W	34,000LM	170LM/W(Ra70)
	32,000LM	160LM/W(Ra80)
240W	39,600LM	165LM/W(Ra70)
	37,200LM	155LM/W(Ra80)
300W	51,000LM	170LM/W(Ra70)
	48,000LM	160LM/W(Ra80)
400W	68,000LM	170LM/W(Ra70)
	64,000LM	160LM/W(Ra80)
480W	79,200LM	165LM/W(Ra70)
	74,400LM	155LM/W(Ra80)

STANDARD VERSION

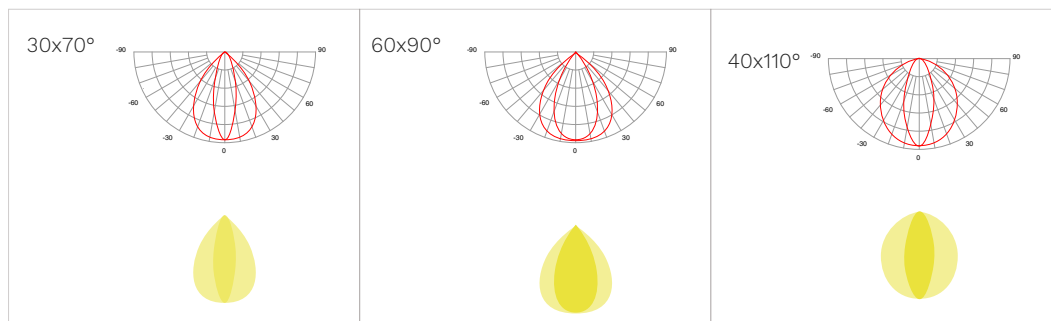
POWER	LUMENS	EFFICACY
100W	15,000LM	150LM/W(Ra70)
	14,000LM	140LM/W(Ra80)
120W	17,400LM	145LM/W(Ra70)
	16,200LM	135LM/W(Ra80)
200W	30,000LM	150LM/W(Ra70)
	28,000LM	140LM/W(Ra80)
240W	34,800LM	145LM/W(Ra70)
	32,400LM	135LM/W(Ra80)
300W	45,000LM	150LM/W(Ra70)
	42,000LM	140LM/W(Ra80)
400W	60,000LM	150LM/W(Ra70)
	56,000LM	140LM/W(Ra80)
480W	69,600LM	145LM/W(Ra70)
	64,800LM	135LM/W(Ra80)

※ The Performance Data is tested base on 230VAC, 60x90° and 4000K for all versions
 ※ Power Consumption Tolerance ±5% (Apply to all versions)
 ※ Lumen Efficiency Tolerance ±5% (Apply to all versions)
 ※ When using a 30x70° configuration, the light efficiency decreases by 10%
 ※ When using 40x110° configuration, the light efficiency decreases by 5%

PACKAGING

POWER	PACKAGE SIZE	QTY/CTN	SINGLE PIECE VOLUME	NET WEIGHT	GROSS WEIGHT	20GP	40HQ
100W	L595*W205*H175mm	1PCS/CTN	0.0213m ³	3.0kg	3.2kg	1200pcs	3100pcs
120W	L595*W205*H175mm	1PCS/CTN	0.0213m ³	3.0kg	3.2kg	1200pcs	3100pcs
200W	L945*W205*H175mm	1PCS/CTN	0.0339m ³	5.8kg	6.3kg	750pcs	1900pcs
240W	L945*W205*H175mm	1PCS/CTN	0.0339m ³	5.8kg	6.3kg	750pcs	1900pcs
300W	L1300*W205*H175mm	1PCS/CTN	0.0466m ³	8.7kg	9.5kg	550pcs	1400pcs
400W	L955*W360*H175mm	1PCS/CTN	0.0602m ³	11.5kg	14.2kg	400pcs	1050pcs
480W	L955*W360*H175mm	1PCS/CTN	0.0602m ³	11.5kg	14.2kg	400pcs	1050pcs

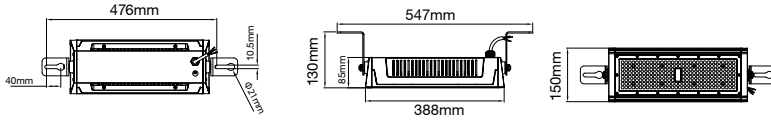
LIGHT DISTRIBUTIONS



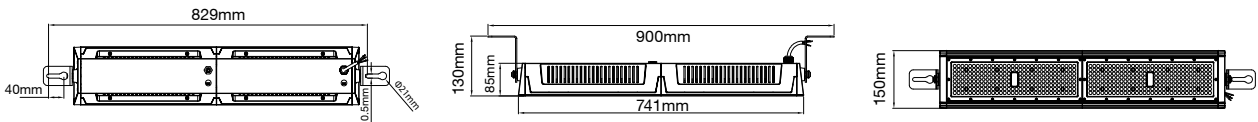
OPTIONAL ACCESSORIES



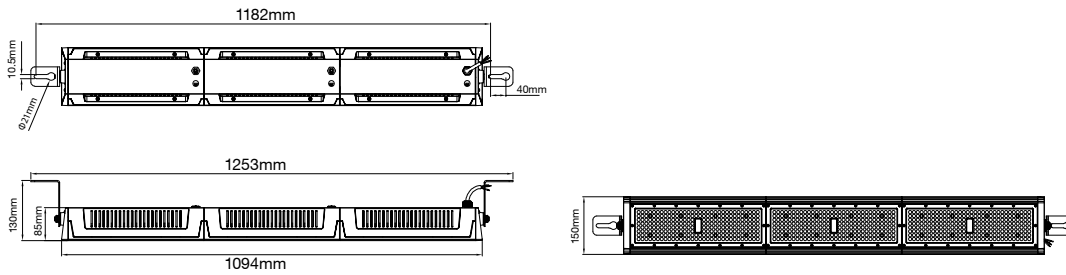
100W/120W



200W/240W



300W



400W/480W

